



GENE.SYS

ID User

Password


ENTER



PRODUCTION



MAINTENANCE



SUSTAINABILITY



PRODUCTION



GENE.SYS

Italia Yachts 12.98 #10

CIN	1298010S3904
STATE	SAILING
DELIVERY	2/09/2024



Fiberglass department



Outfitting department






PRODUCTION



GENE.SYS

Outfitting department




Dinette



Deck equipment



Master Cabin



Cockpit

Italia Yachts 12.98 #10

CIN

1298010S3904

STATE

SAILING

DELIVERY

2/09/2024




PRODUCTION



GENE.SYS

Fiberglass department



Italia Yachts 12.98 #10

SUPPORT

TECHNICAL PROJECT

PRINT STATUS CHECKLIST

BOAT CONFIGURATION

START 16/02/2024

STEP 1: FIBERGLASS



STEP 2: PAINT



STEP 3: MOUNTING



DELIVERY 2/09/2024



MAINTENANCE



GENE.SYS



Italia Yachts 12.98 #10

CIN 1298010S3904
STATE SAILING
DELIVERY 2/09/2024

INSTALLATIONS

STATUS

NEXT

REGISTER

TRANSMISSION

OK

227 h



ENGINE ROOM

OK

136 h



HULL
ANTIFOULING



0 D



PLANT ROOM

OK ²

UPDATE AVAILABLE

3 y





MAINTENANCE



GENE.SYS



Checklist 1
Checklist 2

Italia Yachts 12.98 #10

CIN

1298010S3904

STATE

SAILING

DELIVERY

2/09/2024

INSTALLATIONS

STATUS

NEXT

REGISTER

TRANSMISSION

OK

227 h



ENGINE ROOM

OK

136 h



HULL
ANTIFOULING



NOT WORK

0 D



PLANT ROOM

OK

2

UPDATE AVAILABLE

3 y





MAINTENANCE



GENE.SYS



Italia Yachts 12.98 #10

CIN **1298010S3904**

STATE **SAILING**

DELIVERY **2/09/2024**

INSTALLATIONS

HULL ANTI FOULING

STATUS



NOT WORK

NEXT

0 D

REGISTER



MAINTENANCE REGISTER


DATE	OPERATOR	SHIPYARD	PHOTO
3/04/2020	Giuseppe B.	Marina di N.	
7/05/2020	Michele B.	Marina di P.	



MAINTENANCE



GENE.SYS



Checklist 2

Italia Yachts 12.98 #10

CIN 1298010S3904

STATE SAILING

DELIVERY 2/09/2024

Anti-fouling application

Date:

Operator:

Shipyard:

Check

- 1) Remove the old antifouling layer by mechanical abrasion*:
- 2) Purchase the new antifouling paint by verifying full compatibility with the gelcoat "Norpol NGA"*:
- 3) Apply antifouling by brush application, observe the thicknesses given by the manufacturer*:
- 4) Take a photo of the finished component*:

Signature



SEND


*Required field



MAINTENANCE



GENE.SYS



Checklist 2

Italia Yachts 12.98 #10

CIN 1298010S3904

STATE SAILING

DELIVERY 2/09/2024

Anti-fouling application

Date: dd/mm/YYYY

Operator: Mario Rossi

Shipyard: Corset, Bertinoro(FO)

Check

1) Remove the old antifouling layer by mechanical abrasion*:



2) Purchase the new antifouling paint by verifying full compatibility with the gelcoat "Norpol NGA"*:



3) Apply antifouling by brush application, observe the thicknesses given by the manufacturer*:

Datasheet



4) Take a photo of the finished component*:

Take photo



Signature



SEND

*Required field